

Provider Solvency Quarterly Update

November 7, 2019

Michelle Yamanaka

Supervising Examiner, Office of Financial Review

Risk Bearing Organization (RBO) Financial Reporting as of 6/30/19

188 Risk Bearing Organizations are required to file survey reports:

Annually – 3 RBOs filed 2019 Annual Survey Reports

Quarterly:

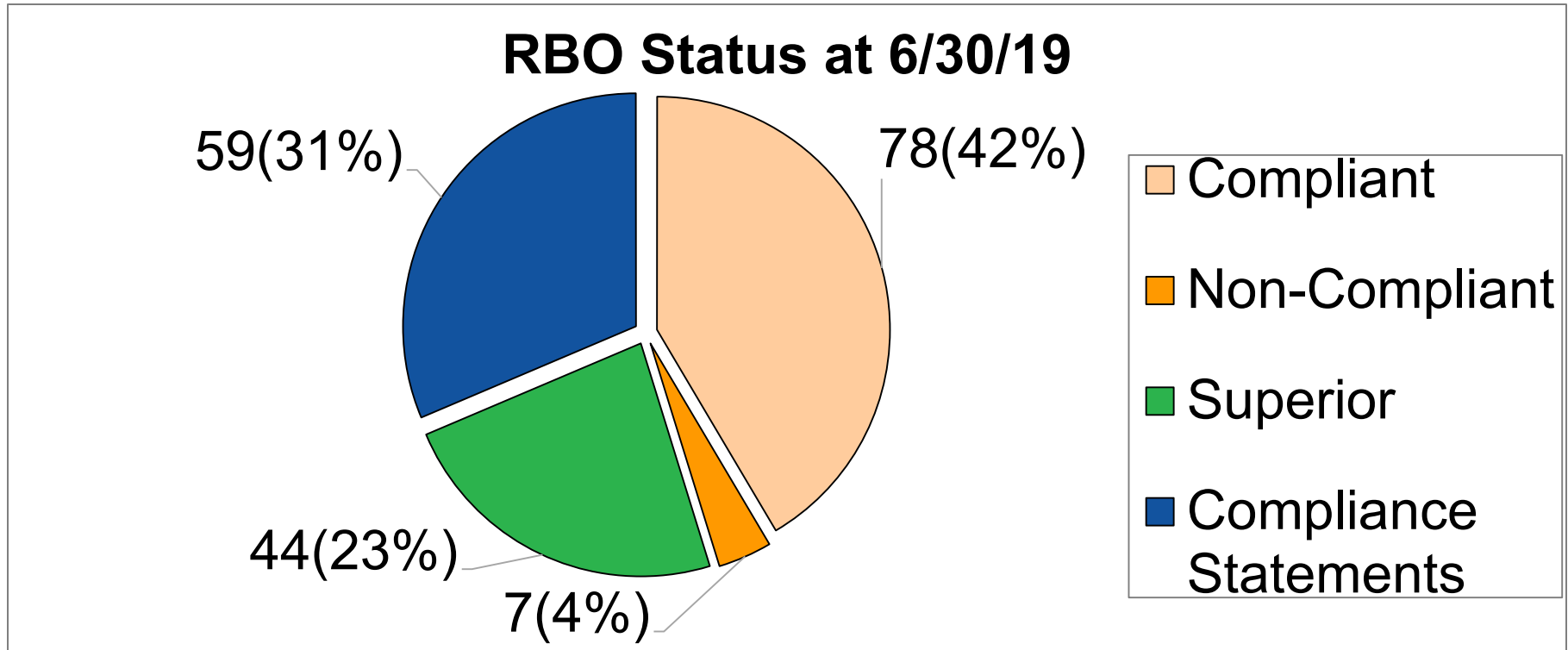
- 129 RBOs filed Quarterly Survey Reports
- 59 RBOs filed Compliance Statements

Monthly - 5 RBOs filed monthly financial statements

Status of Risk Bearing Organizations

	9/30/18	12/31/18	3/31/19	6/30/19
Superior	36	29	31	44
Compliant	81	90	89	78
Non-Compliant	15	8	10	7
Compliance Statements	54	57	57	59
Total	186	184	187	188

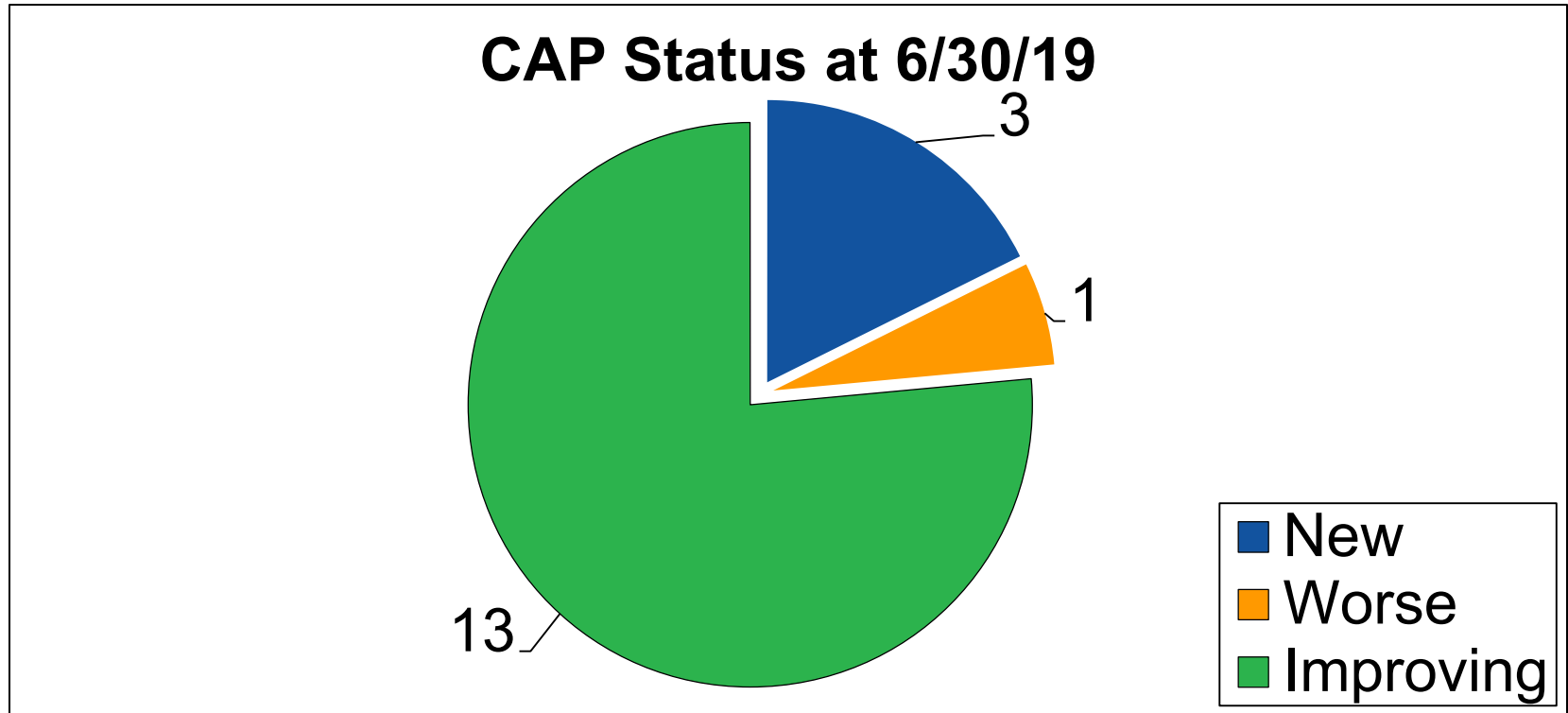
Risk Bearing Organizations at 6/30/19



Status of Corrective Action Plans by RBO

	9/30/18	12/31/18	3/31/19	6/30/19
New	3	4	8	3
Improving	11	14	7	13
Worse	7	3	4	1
Total	21	21	19	17

Corrective Action Plans at 6/30/19



CAP Review Summary as of 6/30/19

17 Corrective Action Plans (CAP):

- 11 CAPs are Approved
- 6 CAPs are In Review
 - 4 CAPs are In Review (previous reporting)
 - 2 CAPs are New and In Review (current period)

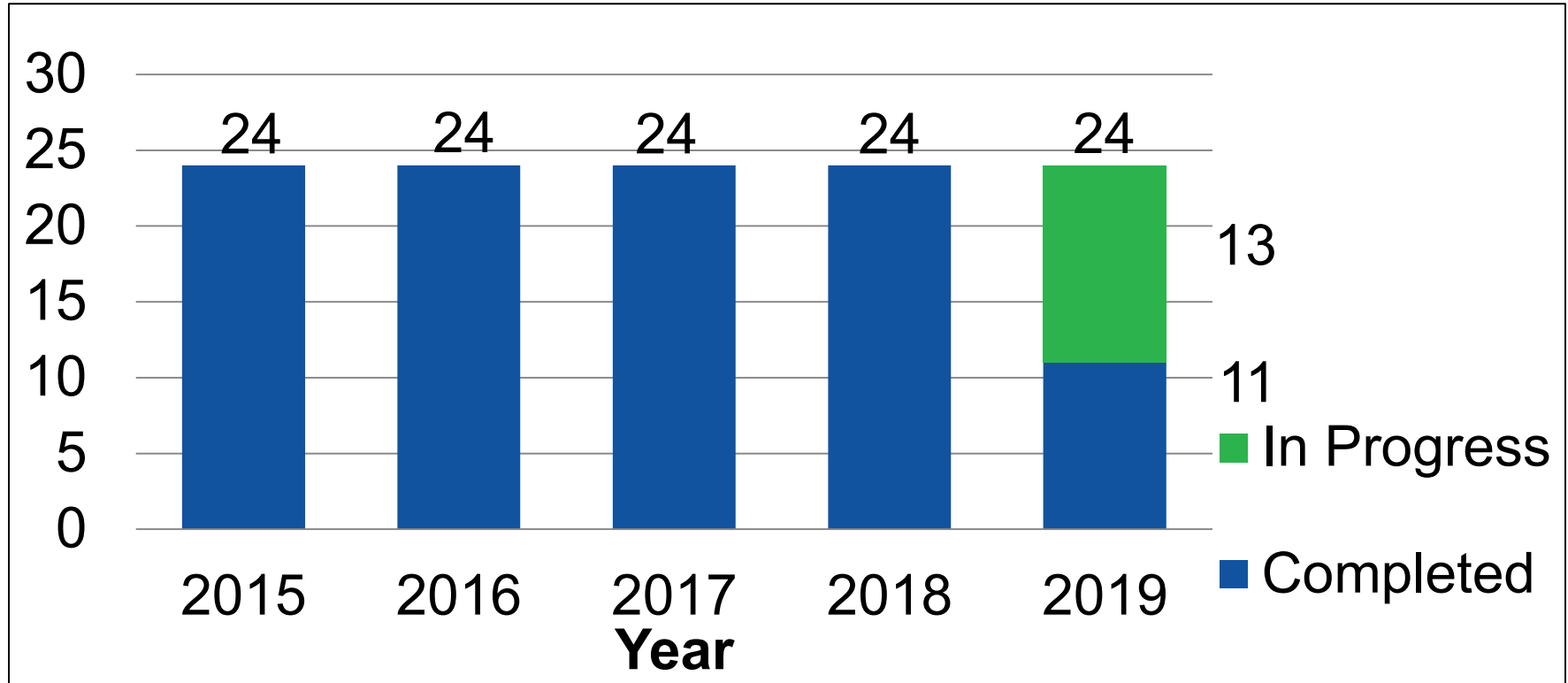
Top 20 RBOs with Greater than 50% Estimated Medi-Cal Lives

	Total Medi-Cal Enrollment	# of RBOs
CAP	401,000	3
Monitor Closely	306,000	3
No Financial Concerns	2,162,000	14
Total	2,869,000	20

Remaining RBOs with Medi-Cal Lives

	Total Medi-Cal Enrollment	# of RBOs
CAP	123,000	5
Monitor Closely	103,000	4
No Financial Concerns	774,000	63
Total	1,000,000	72

RBO Audits



Questions