

Provider Solvency Quarterly Update

July 18, 2018

Michelle Yamanaka
Supervising Examiner, Office of Financial Review

Risk Bearing Organization (RBO) Financial Reporting as of 3/31/18

189 Risk Bearing Organizations are required to file survey reports:

Annually:

- All RBOs file Annual Survey Reports

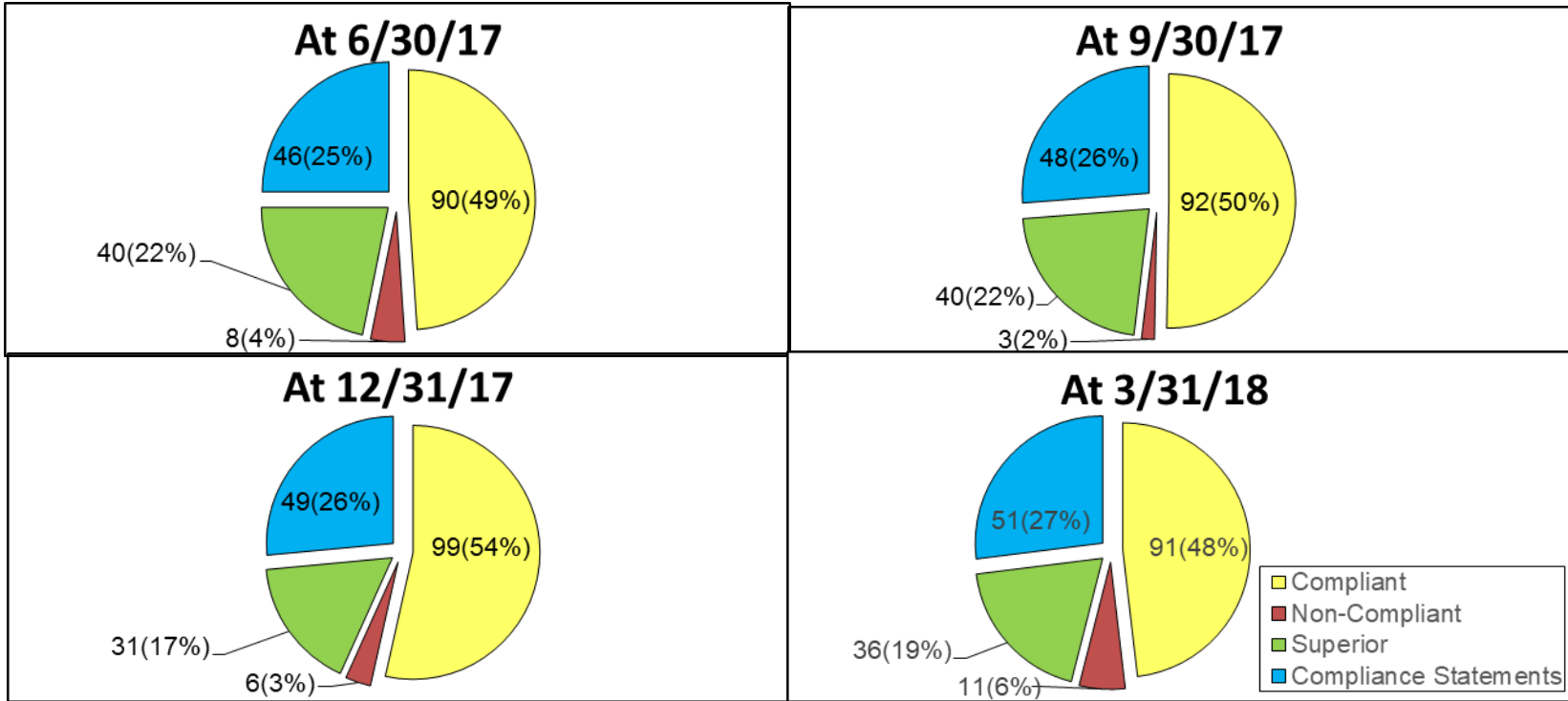
Quarterly:

- 138 RBOs file Quarterly Survey Reports
- 51 RBOs file Compliance Statements

Monthly:

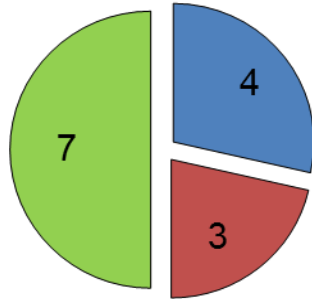
- 5 RBOs file monthly financial statements

Status of all Risk Bearing Organizations

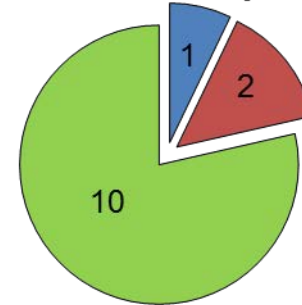


Status of Corrective Action Plans by RBO

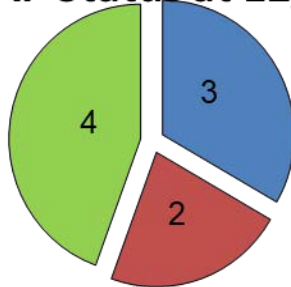
CAP Status at 6/30/17



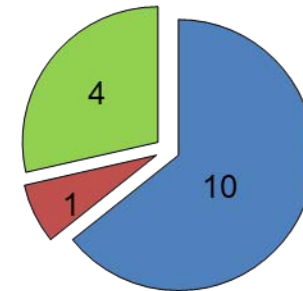
CAP Status at 9/30/17



CAP Status at 12/31/17



CAP Status at 3/31/18

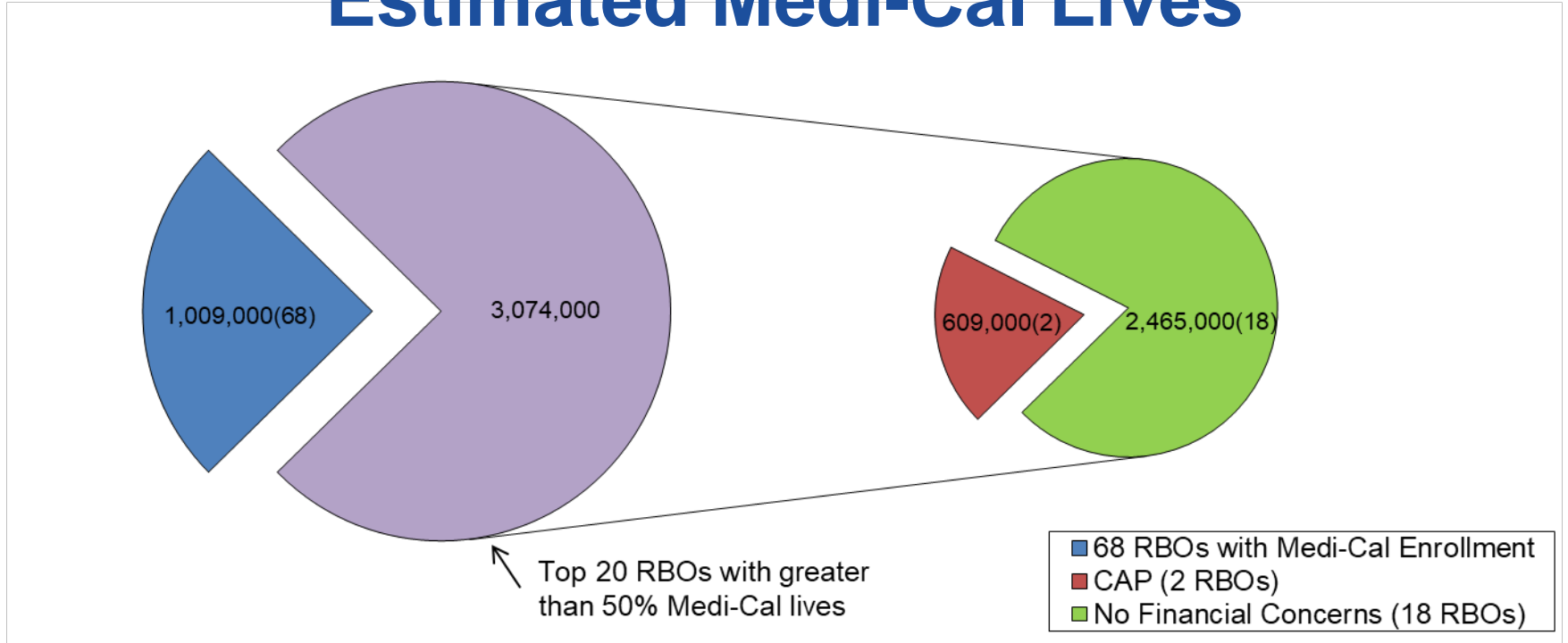


CAP Review Summary as of 3/31/18

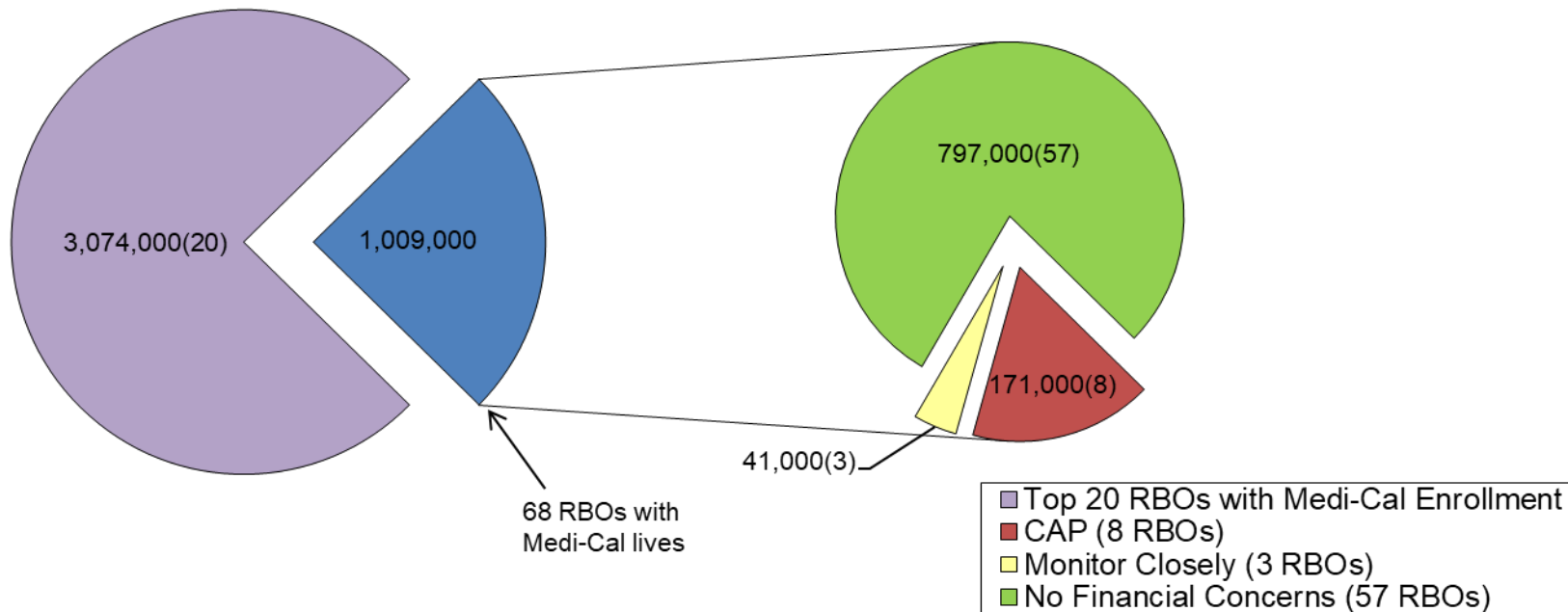
RBO	Enrollment at FYE	Deficiency	CAP Review as of					Year 2016
			QE 3/31/18	QE 12/31/17	QE 9/30/17	QE 6/30/17	QE 3/31/17	
Accountable Health Care IPA	150k-200k	TNE,WC,CC	X	X	X	X	X	
Asian American Medical Group	5k-10k	CT			X	X	X	X
Bright Health Physicians of PIH	50k-75k	CT						X
Bright Health Physicians of PIH	50k-75k	WC						X
Cal Care IPA, Inc.	20k-30k	CT	X					
Children First Medical Group, Inc.	50k-75k	CT						X
Chinese Community Health Care Association	10k-15k	CT			X	X	X	X
College Health IPA	200k+	CT					X	X
DaVita Medical Associates California, Inc.	200k+	TNE	X					
Desert Valley Medical Group	0-5k	TNE,WC	X	X	X	X		X
Encompass Medical Group	0-5k	TNE,WC	X					
Facey Medical Foundation	75k-100k	WC				X	X	X
Family Care Specialists Medical Group	10k-15k	CT				X	X	
Fenix Health Medical Group	0-5k	TNE,WC						X
First Choice Medical Group	75k-100k	TNE,WC,CC						X
Golden Empire Managed Care Medical Group	30k-40k	CT		X				
Health Connect Medical Group	0-5k	TNE,CC	X		X			
Horizon Valley Medical Group	15k-20k	TNE					X	X
Imperial Health Holdings, A Professional Medical Corporation	10k-15k	TNE			X	X	X	
Independence Medical Group	100k-150k	TNE,WC						X
Jade Health Care Medical Group	10k-15k	TNE,WC,CC	X	X	X	X	X	X
Leisure World Managed Care	0-5k	TNE,WC	X					
Los Angeles Medical Center	15k-20k	CT	X					
Marin IPA	20-30k	CT			X	X		
Maverick Medical Group	10k-15k	TNE,WC	X	X	X	X	X	X
Merit IPA	0-5k	TNE,WC,CC		X	X	X		
Nivano Physicians, Inc. (Formerly Sierra Nevada Medical Associates, Inc.)	40k-50k	TNE,WC,CC	X	X	X	X	X	X
Northern California Physicians Care Network, Inc.	0-5k	TNE,WC,CC					X	X
Omnicare Medical Group	30k-40k	TNE,CC						X
Physicians Medical Group of San Jose	75k-100k	CT				X	X	X
Pioneer Provider Network	40k-50k	TNE,WC	X					
Qualcare Incorporated	0-5k	TNE	X	X				X
San Bernardino Medical Group	10k-15k	TNE,CC	X					
Santa Clara County IPA	20k-30k	TNE						X
Vantage Medical Group	200k+	CT	X					
Verity Medical Foundation (Formerly DCHS Medical Foundation)	15k-20k	WC			X	X		X

Deficiency
CT – Claims Timeliness
CC – Cash-to-Claims Ratio
TNE – Tangible Net Equity
WC – Working Capital

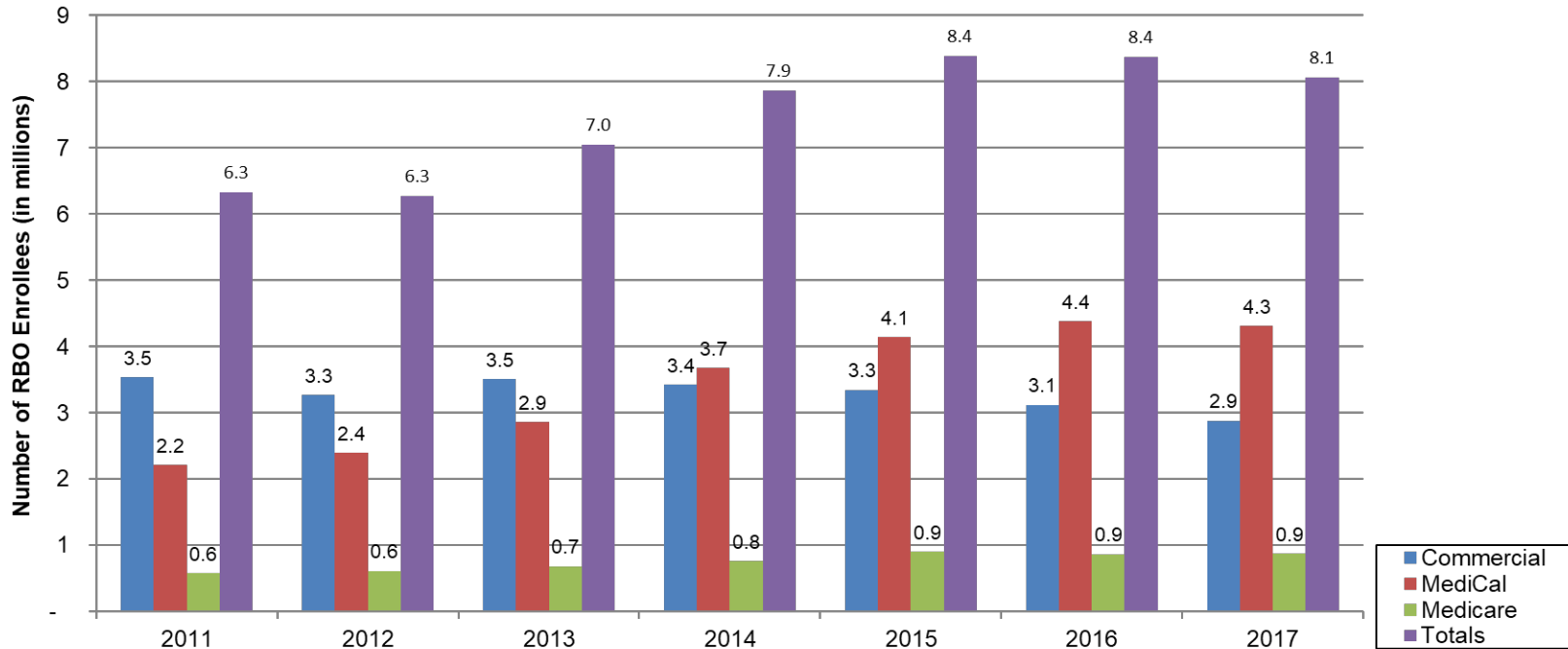
Top 20 RBOs with Greater than 50% Estimated Medi-Cal Lives



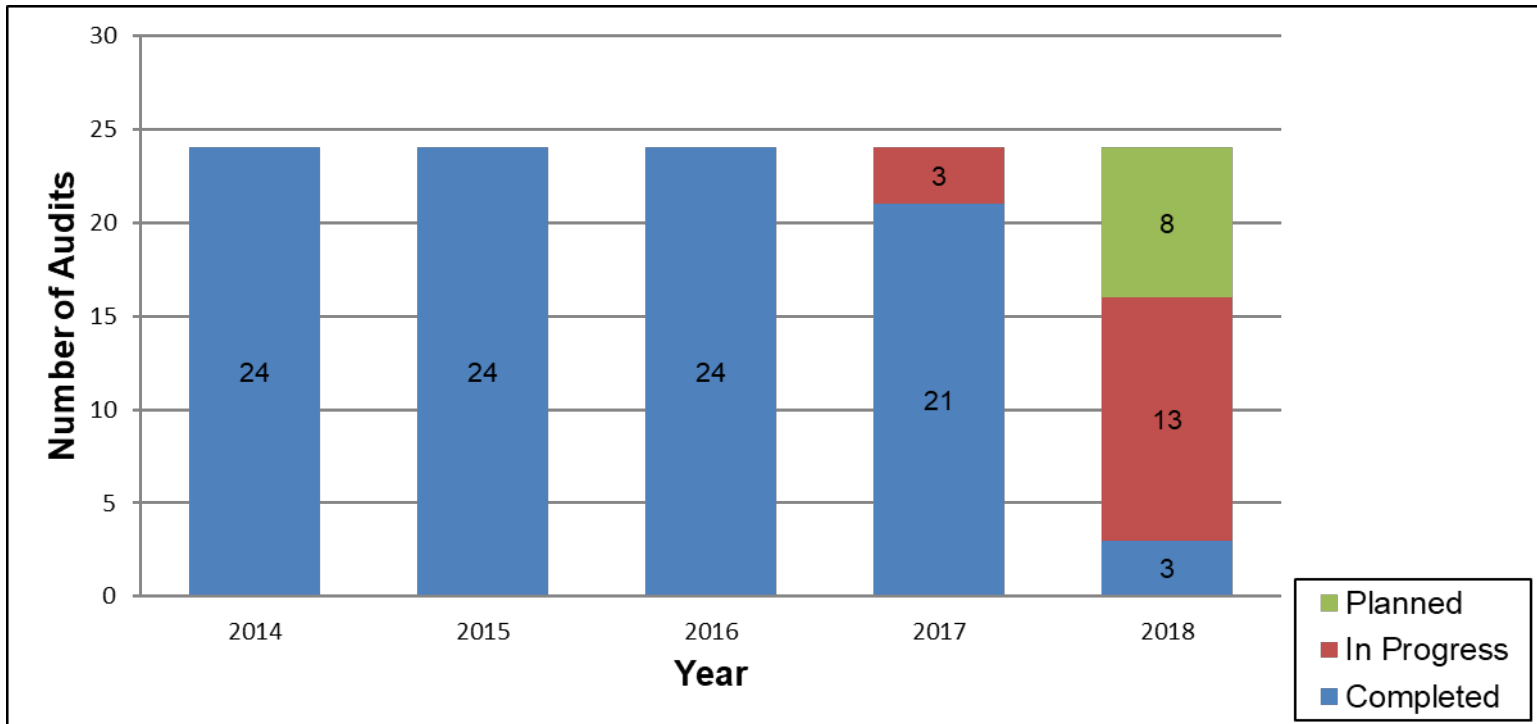
Remaining RBOs with Medi-Cal Lives



Total RBO Enrollment Trend



RBO Audits



Questions